


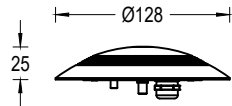
# GRACE

24Vdc

IP66 - IP67 IK10

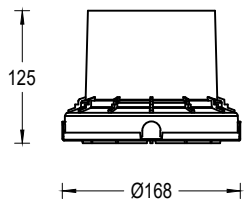


Dimensioni - Dimensions:



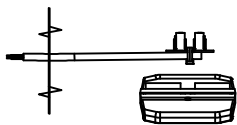
Peso - Weight (kg) 0,9

06GC901B0 Accessorio cassaforma - formwork  
(non incluso nel prodotto - not included in the product)



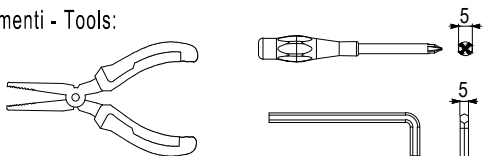
Peso - Weight (kg) 0,1

06AK958X0 kit entra / esci 24V con muffola  
kit in / out cable 24V with junction box  
(non incluso nel prodotto - not included in the product)



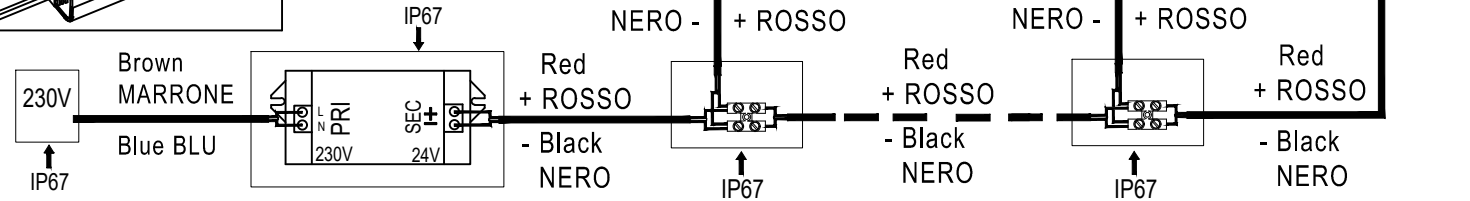

Peso - Weight (kg)

Strumenti - Tools:

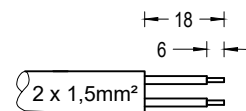


## 1. Collegamento elettrico - electrical connection:

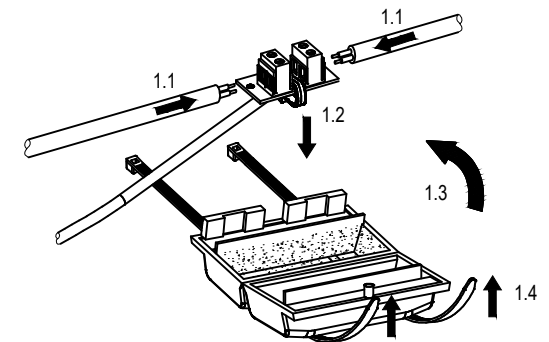
- USARE SOLO DRIVER SELV
- USE ONLY SELV DRIVER



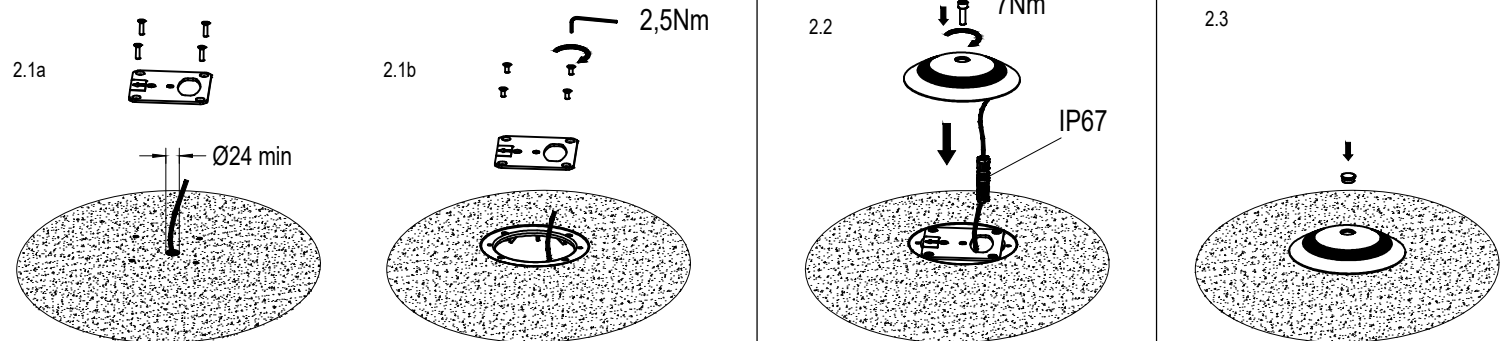
06CH905X0 kit entra / esci 24V con muffola  
kit in / out cable 24V with junction box  
(non incluso nel prodotto - not included in the product)



- nero / black / noir  
schwarz / negro  
blu / blue / bleu  
blau / azul
- + rosso / red / rouge  
rot / rojo  
marrone / brown  
brun / braun / marrón

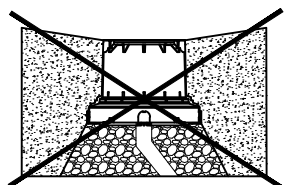
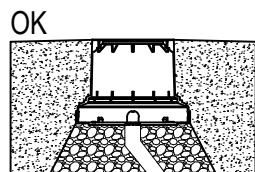
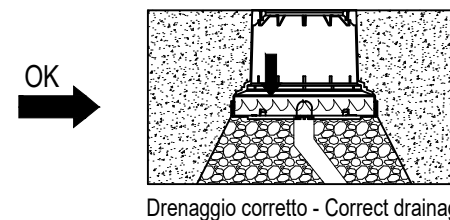
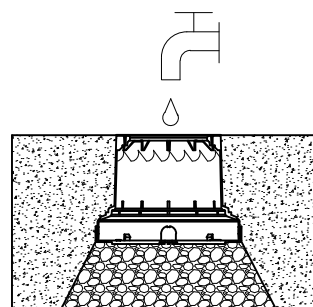
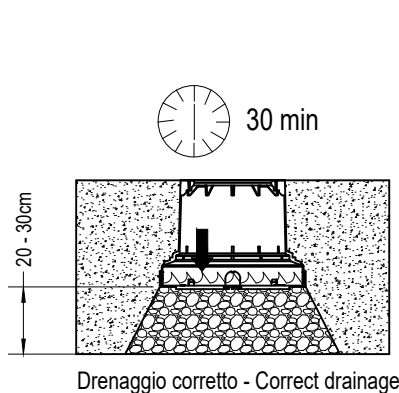
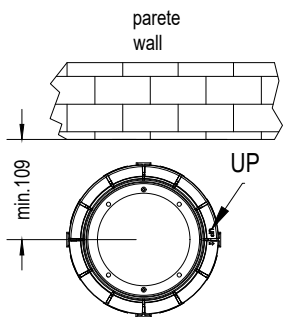


## 2. Installazione - installation:

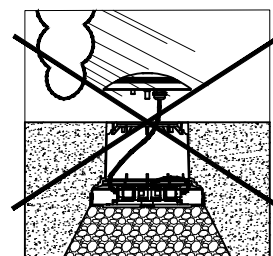


### 3. Avvertenze - Warnings :

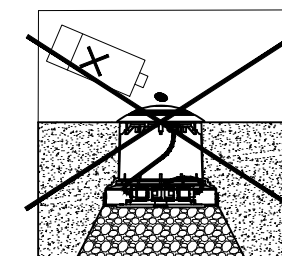
3.1



- Evitare l'installazione in avvallamenti o in punti di ristagno d'acqua.  
- To avoid water stagnation do not place the box for installation on hollow reas.



- NON INSTALLARE IN CASO DI PIOGGIA  
- DO NOT INSTALL IN CASE OF RAIN



- NON USARE SOLVENTI O SOSTANZE CHIMICHE  
- DO NOT USE SOLVENTS OR CHEMICAL SUBSTANCES

- IT** L'installazione necessita l'intervento di personale specializzato. La sorgente luminosa contenuta in questo apparecchio deve essere sostituita solo dal costruttore o dal suo servizio di assistenza o da personale altrettanto qualificato. ATTENZIONE!! PERICOLO DI SCOSSA ELETTRICA, PRIMA DI EFFETTUARE OPERAZIONI DI MONTAGGIO O MANUTENZIONE TOGLIERE LA TENSIONE. Conservare l'etichetta d'imballo per l'identificazione dell'apparecchio in caso di reclamo. Adatto al funzionamento in interni. PER DEFINIRE IL NUMERO DI PRODOTTI INSTALLABILI SU SINGOLO DRIVER VEDI TABELLA SU LINK: <https://www.caribonigroup.com/media/downloads/electrical-connections-table-grace.pdf>
- EN** The installation must be carried out by qualified technicians. The light source contained in this luminaire shall only be replaced by the manufacturer or his service agent or a similar qualified person. WARNING!! DANGER OF ELECTRIC SHOCK, DISCONNECT FROM ELECTRICAL SUPPLY DURING INSTALLATION OR MAINTENANCE. Keep packing label to identify fitting, in case of claim. Suitable for indoor installation. In order to determine the number of products that can be installed by using only one driver, please refer to the following chart: <https://www.caribonigroup.com/media/downloads/electrical-connections-table-grace.pdf>
- FR** L'installation doit être faite par un personnel compétent. La source lumineuse utilisée dans cet appareil peut être remplacée uniquement par le producteur, son service d'assistance ou par du personnel aussi qualifié. ATTENTION!! DANGER DE CHOC ELECTRIQUE, COUPER L'ALIMENTATION ÉLECTRIQUE AVANT INSTALLATION OU ENTRETIEN. Garder l'étiquette emballage pour l'identification de l'appareil en cas de réclamation. Indiqué pour installation à l'intérieur. Pour établir la quantité d'appareils qui peuvent être connectés sur un seul driver, veuillez consulter le tableau au link: <https://www.caribonigroup.com/media/downloads/electrical-connections-table-grace.pdf>
- DE** Die Installation soll von Fachpersonal gemacht werden. Der Ersatz der vorhandenen Lichtquelle soll ausschließlich durch den Hersteller oder Fachpersonal der Lieferanten vorgenommen werden. ACHTUNG!! GEFAHR VON ELEKTRISCHER SCHLAG, STROMNETZ TRENNEN VOR INSTALLATION ODER BEI WARTUNGSARBEITEN. Die Behalten Sie Verpackungsetikette für die Identifizierung des Geräts falls es eine Beanstandung entsteht. Geeignet für die Installation im Innenbereich. Um die Anzahl der Produkten festzustellen, die mit einem einzelnen Treiber installiert werden können, beziehen Sie sich bitte auf die folgende Tabelle: <https://www.caribonigroup.com/media/downloads/electrical-connections-table-grace.pdf>
- ES** La instalación necesita la intervención de personal especializado. La fuente luminosa de este aparato debe ser sustituida solo por el fabricante o por su servicio de asistencia o por personal altamente cualificado. ATENCION!! POR PELIGRO DE DESCARGA ELECTRICA, ANTES DE EFECTUAR UNA OPERACION DE MONTAJE O MANUTENCION, DESCONNECTAR LA CORRIENTE ELECTRICA. Conservar la etiqueta del embalaje para identificar al aparato en caso de reclamación. Apto para funcionamiento interior. Para establecer el número de productos que pueden ser instalados en un controlador de dispositivos, véase el cuadro siguiente: <https://www.caribonigroup.com/media/downloads/electrical-connections-table-grace.pdf>